



**ZAHEEN SPINNING LIMITED**  
Statement of Financial Position (Un-Audited) ~  
As at 30 September 2018

	Notes	30 Sep 2018	30 Jun 2018
		Taka	Taka
<b>Assets</b>			
<b>Non-Current Assets</b>			
Property, Plant and Equipment	4.00	650,482,381	660,250,611
Work in Progress	Annex-A/1	119,070,793	117,228,542
		<b>769,553,174</b>	<b>777,479,153</b>
<b>Current Assets</b>			
Inventories	5.00	273,991,440	287,024,355
Trade & Other Receivables	6.00	348,540,232	347,356,167
Advances, Deposits & Prepayments	7.00	82,042,707	52,644,967
Cash & Cash Equivalents	8.00	17,600,527	6,658,721
Investment in listed Co. Shares	9.00	5,000	-
		<b>722,179,906</b>	<b>693,684,210</b>
<b>Total Assets</b>		<b>1,491,733,080</b>	<b>1,471,163,363</b>
<b>Shareholders Equity and Liabilities</b>			
<b>Shareholders Equity</b>			
Share Capital	10.00	985,527,000	985,527,000
Tax Holiday Reserve	12.00	31,538,864	31,538,864
Revaluation Surplus	13.00	136,926,183	136,926,183
Retained Earnings	14.00	196,904,044	166,741,817
		<b>1,350,896,091</b>	<b>1,320,733,864</b>
<b>Non-Current Liabilities</b>			
Deferred Tax Liability	11.00	16,874,344	15,911,168
Long Term Loan (Non-Current Portion)	20.01	18,508,817	11,480,886
		<b>35,383,161</b>	<b>27,392,054</b>
<b>Current Liabilities</b>			
Trade & Other Payable	15.00	6,015,167	7,087,510
Short Term Bank Loan	16.00	20,069,083	19,316,284
Long Term Loan (Current Portion)	20.02	4,540,977	18,163,908
Liabilities for Income Tax	17.00	60,628,275	58,213,073
Liabilities for WPPF	18.00	5,161,775	6,769,490
Others Liabilities	19.00	9,038,550	13,487,181
		<b>105,453,828</b>	<b>123,037,445</b>
<b>Total Shareholders Equity and Liabilities</b>		<b>1,491,733,080</b>	<b>1,471,163,363</b>
<b>Net Asset Value (NAV) Per Share</b>	21.00	<b>13.71</b>	<b>13.40</b>


The accompanying notes form an integral part of these financial statements.

  
Mrs. Farida Khanam  
Chairman

  
Mahmudur Rahman  
Managing Director

  
Nusrat Jahan  
Director

  
Md. Faruq Hossain  
Chief Financial Officer

  
Md. Mohin Uddin  
Company Secretary




Dated: 14 November 2018  
Place: Dhaka

**ZAHEEN SPINNING LIMITED**  
**Statement of Profit or Loss and Other Comprehensive Income (Un-Audited)**  
**For the period ended 30 September 2018**

Particulars	Notes	01 July 2018 to 30 September 2018	01 July 2017 to 30 September 2017
		Taka	Taka
Sales Revenue (Net off VAT)	22.00	209,707,800	245,543,576
Less: Cost of Goods Sold	23.00	164,326,219	182,293,441
<b>Gross Profit/ (Loss)</b>		<b>45,381,581</b>	<b>63,250,135</b>
Add: Other Income	26.00	472,878	658,187
		<b>45,854,459</b>	<b>63,908,322</b>
<b>Less: Operating Expenses</b>		<b>7,773,893</b>	<b>9,278,891</b>
Administrative Expenses	24.00	5,080,143	6,670,541
Marketing Expenses	25.00	2,693,750	2,608,350
<b>Profit from Operations</b>		<b>38,080,565</b>	<b>54,629,431</b>
Less: Financial Expenses	27.00	762,929	1,792,104
<b>Net Profit/ (Loss) before Charging WPPF</b>		<b>37,317,636</b>	<b>52,837,327</b>
Less: WPPF Expenses	18.00	1,777,030	2,516,063
<b>Profit/ (Loss) before Income Tax</b>		<b>35,540,606</b>	<b>50,321,264</b>
<b>Less: Tax Expenses</b>		<b>5,378,379</b>	<b>7,614,008</b>
Current Tax	17.00	4,415,202	7,071,439
Deferred Tax	11.00	963,176	542,569
<b>Net Profit/ (Loss) after Tax</b>		<b>30,162,227</b>	<b>42,707,256</b>
<b>Add: Other Comprehensive Income</b>		<b>136,926,183</b>	<b>136,926,183</b>
Revaluation surplus of Land & Land Development		136,926,183	136,926,183
<b>Total Comprehensive Income</b>		<b>167,088,410</b>	<b>179,633,439</b>
<b>Earnings Per Share (EPS)</b>	28.00	<b>0.31</b>	<b>0.43</b>


The accompanying notes form an integral part of these financial statements.



**Mrs. Farida Khanam**  
Chairman



**Mahmudur Rahman**  
Managing Director



**Nusrat Jahan**  
Director





**Md. Faruq Hossian**  
Chief Financial Officer



**Md. Mohin Uddin**  
Company Secretary

Dated: 14 November 2018

Place: Dhaka

**ZAHEEN SPINNING LIMITED**  
**Statement of Changes in Equity (Un-Audited)**  
**For the Period ended 30 September 2018**

Particulars	Share Capital	Tax Holiday Reserve	Retained Earnings	Revaluation Surplus	Total Equity
<b>Balance as on July 01, 2018</b>	985,527,000	31,538,864	166,741,817	136,926,183	1,320,733,864
Bonus Share	-	-	-	-	-
Net Profit after Tax for the period	-	-	30,162,227	-	30,162,227
<b>Balance as on September 30, 2018</b>	<b>985,527,000</b>	<b>31,538,864</b>	<b>196,904,044</b>	<b>136,926,183</b>	<b>1,350,896,091</b>

For the period ended 30 September 2017


Particulars	Share Capital	Tax Holiday Reserve	Retained Earnings	Revaluation Surplus	Total Equity
<b>Balance as on July 01, 2017</b>	856,980,000	31,538,864	180,335,565	136,926,183	1,205,780,612
Bonus Share	-	-	-	-	-
Net profit after Tax for the period	-	-	42,707,256	-	42,707,256
Adjustment of deferred tax expenses as per BAS-8	-	-	-	-	-
<b>Balance as on September 30, 2017</b>	<b>856,980,000</b>	<b>31,538,864</b>	<b>223,042,821</b>	<b>136,926,183</b>	<b>1,248,487,868</b>



**Mrs. Farida Khanam**  
Chairman



**Mahmudur Rahman**  
Managing Director




**Nusrat Jahan**  
Director





**Md. Faruq Hossian**  
Chief Financial Officer





**Md. Mohin Uddin**  
Company Secretary


Dated: 14 November 2018  
Place: Dhaka

**ZAHEEN SPINNING LIMITED**  
**Statement of Cash Flows (Un-Audited)**  
**For the period ended 30 September 2018**


Particulars	Notes	01 July 2018 to 30 September 2018	01 July 2017 to 30 September 2017
		Taka	Taka
<b>A. Cash Flows from Operating Activities</b>			
Collection from Customers & Others		208,996,613	208,188,206
Payment to Suppliers & Others		(142,171,177)	(173,056,677)
Tax Paid		(2,000,000)	(1,095,200)
<b>Cash Generated from Operating Activities</b>		<b>64,825,436</b>	<b>34,036,329</b>
<b>B. Cash Flows from Investing Activities</b>			
Cash payment for Expenses		(15,030,563)	(15,872,413)
Payment against Advance, Deposits & Prepayments		(29,397,740)	(8,254,346)
Finance Cost		(762,929)	(1,792,104)
<b>Net Cash Flows from Operating Activities</b>		<b>19,634,203</b>	<b>8,117,466</b>
<b>C. Cash Flows from Financing Activities</b>			
Acquisition of Fixed Assets		(1,002,946)	(1,450)
Work in Progress		(1,842,251)	(9,106,255)
Investment in listed Co. Shares		(5,000)	(5,000)
<b>Net Cash Flows from Investing Activities</b>		<b>(2,850,197)</b>	<b>(9,112,705)</b>
<b>D. Cash Flows from Financing Activities</b>			
Changes in short term bank loan		752,799	(389,341)
Payment of long term loan		(6,595,000)	866,215
<b>Net Cash Flows from Financing Activities</b>		<b>(5,842,200)</b>	<b>476,874</b>
<b>D. Net Cash inflow/(outflow) for the year (A+B+C)</b>		<b>10,941,807</b>	<b>(518,365)</b>
E. Cash & Cash Equivalent at beginning of the period		6,658,721	3,411,591
<b>F. Cash &amp; Cash Equivalent at end of the year (D+E)</b>		<b>17,600,528</b>	<b>2,893,226</b>
<b>Net Operating Cash Flows (NOCF) Per Share</b>		<b>0.20</b>	<b>0.09</b>
<b>Number of Shares used to compute NOCFPS</b>		<b>98,552,700</b>	<b>85,698,000</b>

  
**Mrs. Farida Khanam**  
Chairman

  
**Mahmudur Rahman**  
Managing Director

  
**Nusrat Jahan**  
Director

  
**Md. Faruq Hossain**  
Chief Financial Officer

  
**Md. Mohin Uddin**  
Company Secretary



Dated: 14 November 2018  
Place: Dhaka

# ZaheenSpinning Limited

Selected explanatory notes on the Un-Audited Financial Statements

For the period from July 01, 2018 to September 30, 2018.

## 1. Accounting Policies & Methods Used For Preparation of Financial Statements:

a. Zaheen Spinning Limited has followed the same accounting policies and methods for preparation presentation of 1<sup>st</sup> quarter Financial Statements of the company for the period from July 01, 2018 to September 30, 2018 as compared to the annual Financial Statements for the year ended June 30, 2018.

b. The Financial Statements of the company for the reporting period have been prepared in accordance with practice in Bangladesh in compliance with the companies Act, 1994, The Bangladesh Securities and exchange Commission Rules 1987, the listing regulation of Dhaka and Chittagong Stock Exchanges and International Accounting Standard (IAS), so far adopted by the Institute of Chartered Accountants of Bangladesh (ICAB) as Bangladesh Accounting Standard (BAS), Bangladesh Financial Reporting Standard (BFRS), Financial Reporting Act, 2015 and other applicable laws and regulations.

c. The Earning per share (EPS) as on September 30, 2018 stood at Tk. 0.31 as against Tk. 0.43 compared to September 30, 2017 (Restated). The EPS has decreased due to decrease in net profit compared with previous period.

d. The Net Operating Cash Flow per Share (NOCFPS) as on September 30, 2018 has increased to Tk. 0.20 as against Tk. 0.09 per share for the previous period of September 30, 2017 due to decrease in financial expenses & payment to suppliers and others.

e. The Net Asset Value (NAV) per share in current period is Tk. 13.71 as against Tk. 13.40 compared to the corresponding period of June 30, 2018.

## 2. Changes in Non-current Assets:

During the period of July 01, 2018 to September 30, 2018 a sum of Tk. 7.93 million for WDV has reduced for charging of depreciation.

## 3. Changes in Current Assets:

The Current Assets consist of Trade & others Receivables and Advance, deposit & pre-payment has increased by Tk. 28.29 million during the period of July 2018 to September 2018 compared to June 30, 2018 due to advance paid to suppliers for spare parts & others for generator and electric sub-station.

## 4. Changes in Shareholder's Equity:

Shareholder's Equity has increased by Tk. 30.16 million due to increase of Retained Earnings.

## 5. Changes in Current Liabilities:

The Current Liabilities has decrease by Tk. 17.58 million due to timely repayment of Trade & other Payable, Current Portion of Long Term Loan and Others Liabilities.

*Ahmed*

*Ahmed*

*Ahmed*

*Ahmed*



## 6. Changes in operating Income and Expenses:

### a. Turnover:

The Turnover for the period July'2018 to September' 2018 has decreased by Tk. 35.84 million and the ratio has decreased to 1.17% compared to previous period of July'2017 to September' 2017 due to decrease in yarn production for the purpose of low gas pressure and load shedding as well as long vacation for Eid festival.

### b. Gross Profit (GP):

The GP stood at Tk. 45.38 million compare to 63.25 million during the previous period of July'2017 to September' 2017. The GP amount has decreased due to increase of price hike of row cotton and enhanced of factory overhead. As a result GP ratio decreased by 1.39%.

### c. Net Profit/ (Loss) After Tax:

The Net Profit after Tax stood at Tk. 30.16 million compared to 42.71 million during the previous period of July'2017 to September' 2017. The net profit amount has decreased due to decrease in sales of yarn. For this reason net profit ratio has decreased by 1.42%.

Detailed disclosure regarding related party transactions & key management personnel compensation and calculation of deferred tax expenses is as under:

### Related Party Transaction & key management compensation as on 30 September 2018:

Particulars	Relationship	Transaction during period	Outstanding as on 30Sep 2018
Mrs. Farida Khanam	Chairman	200,000	800,000
Mr.A.MBarduzzamanKhashroo	Managing Director	-	10,00,000
Mr.MahmudurRahman	Director	800,000	26,60,000
Mrs. NusratJahan	Director	60,000	570,000
Mr.FarukHossain	CFO	270,000	-
Mr.Mohinuddin	CS	210,000	-
Mr.TomalKusumBarua	GM	255,000	-
DainikDeshBortoman	Sister Concern	-	522,260
ZaheenPolimer	Subsidiary	-	45,000
Zaheen Green Tech	Sister Concern	-	268,970
Zaheen Capital Ltd	Sister Concern	-	3,200

### Detailed disclosure and calculation of deferred tax expenses as on 30 September 2018:

Particulars	Amount in Taka
Carrying amount of property, plant & equipment (Accounting base)	415,515,103
Less: Carrying amount of property, plant & equipment (Tax base)	297,857,699
Less: WPPF provision made during the year	51,61,775
<b>Taxable temporary difference</b>	<b>112,495,629</b>
Applicable tax rate	15%
<b>Provision for deferred tax</b>	<b>16,874,344</b>
Less: Opening balance	15,911,168
<b>Deferred tax expenses/(income)</b>	<b>963,176</b>

*Farida Khanam*

*Mahmudur Rahman*

*Mohinuddin*

*[Signature]*

