

**ZAHEEN SPINNING LIMITED**  
**Statement of Financial Position (Un-Audited)**  
**As at 31 March 2019**

	<b>31 Mar 2019</b>	<b>30 Jun 2018</b>
	<b>Taka</b>	<b>Taka</b>
<b>Assets</b>		
<b>Non-Current Assets</b>	<b>759,829,289</b>	<b>777,479,153</b>
Property, Plant and Equipment	633,437,396	660,250,611
Work in Progress	126,391,893	117,228,542
<b>Current Assets</b>	<b>760,997,110</b>	<b>693,684,210</b>
Inventories	274,709,336	287,024,355
Trade & Other Receivables	375,017,903	347,356,167
Advances, Deposits & Prepayments	91,429,775	52,644,967
Cash & Cash Equivalents	19,840,096	6,658,721
Investment	-	-
<b>Total Assets</b>	<b>1,520,826,399</b>	<b>1,471,163,363</b>
<b>Shareholders Equity and Liabilities</b>		
<b>Shareholders Equity</b>	<b>1,384,078,694</b>	<b>1,320,733,864</b>
Share Capital	1,084,079,700	985,527,000
Tax Holiday Reserve	31,538,864	31,538,864
Revaluation Surplus	136,926,183	136,926,183
Retained Earnings	131,533,947	166,741,817
<b>Non-Current Liabilities</b>	<b>18,244,640</b>	<b>27,392,054</b>
Deferred Tax Liability	18,244,640	15,911,168
Long Term Loan (Non-Current Portion)	-	11,480,886
<b>Current Liabilities</b>	<b>118,503,066</b>	<b>123,037,445</b>
Trade & Other Payable	5,879,208	7,087,510
Short Term Bank Loan	18,873,846	19,316,284
Long Term Loan (Current Portion)	17,341,333	18,163,908
Liabilities for Income Tax	63,188,781	58,213,073
Liabilities for WPPF	4,221,985	6,769,490
Others Liabilities	8,997,913	13,487,181
<b>Total Shareholders Equity and Liabilities</b>	<b>1,520,826,399</b>	<b>1,471,163,363</b>
<b>Net Asset Value (NAV) Per Share</b>	<b>14.04</b>	<b>13.40</b>



*Mrs. Farida Khanam*  
**Mrs. Farida Khanam**  
 Chairman

*Md. Faruq Hossian*  
**Md. Faruq Hossian**  
 Chief Financial Officer

*Mahmudur Rahman*  
**Mahmudur Rahman**  
 Managing Director


*Md. Mohin Uddin*  
**Md. Mohin Uddin**  
 Company Secretary

*Nusrat Jahan*  
**Nusrat Jahan**  
 Director

Dated: 29 April 2019  
 Place: Dhaka

**ZAHEEN SPINNING LIMITED**  
**Statement of Profit or Loss and Other Comprehensive Income (Un-Audited)**  
**For the period ended 31 March 2019**


Particulars	01 July 2018 to 31 March 2019	01 July 2017 to 31 March 2018	01 January 2019 to 31 March 2019	01 January 2018 to 31 March 2018
	Taka	Taka	Taka	Taka
Sales Revenue (Net off VAT)	603,550,805	674,878,664	200,444,700	219,280,950
Less: Cost of Goods Sold	498,084,919	514,338,058	173,248,643	176,523,641
<b>Gross Profit/ (Loss)</b>	<b>105,465,886</b>	<b>160,540,606</b>	<b>27,196,057</b>	<b>42,757,309</b>
Add: Other Income	1,110,779	1,453,983	265,561	340,664
	<b>106,576,665</b>	<b>161,994,589</b>	<b>27,461,618</b>	<b>43,097,973</b>
<b>Less: Operating Expenses</b>	<b>24,767,214</b>	<b>26,987,676</b>	<b>8,474,527</b>	<b>9,515,172</b>
Administrative Expenses	16,321,014	19,972,686	6,116,077	7,481,972
Marketing Expenses	8,446,200	7,014,990	2,358,450	2,033,200
<b>Profit from Operations</b>	<b>81,809,451</b>	<b>135,006,913</b>	<b>18,987,091</b>	<b>33,582,801</b>
Less: Financial Expenses	3,422,741	5,223,759	1,405,044	1,762,748
<b>Net Profit/ (Loss) before Charging WPPF</b>	<b>78,386,710</b>	<b>129,783,154</b>	<b>17,582,047</b>	<b>31,820,053</b>
Less: WPPF	3,732,700	6,180,150	837,240	1,515,241
<b>Profit/ (Loss) before Income Tax</b>	<b>74,654,010</b>	<b>123,603,004</b>	<b>16,744,807</b>	<b>30,304,812</b>
<b>Less: Tax Expenses</b>	<b>11,309,179</b>	<b>18,685,848</b>	<b>2,538,277</b>	<b>4,579,788</b>
Current Tax	8,975,708	16,818,251	1,914,900	3,905,860
Deferred Tax	2,333,472	1,867,597	623,378	673,928
<b>Net Profit/ (Loss) after Tax</b>	<b>63,344,831</b>	<b>104,917,156</b>	<b>14,206,530</b>	<b>25,725,024</b>
<b>Add: Other Comprehensive Income</b>	<b>-</b>	<b>-</b>	<b>-</b>	<b>-</b>
<b>Total Comprehensive Income</b>	<b>63,344,831</b>	<b>104,917,156</b>	<b>14,206,530</b>	<b>25,725,024</b>
<b>Earnings Per Share (EPS)</b>	<b>0.58</b>	<b>0.97</b>	<b>0.13</b>	<b>0.24</b>




**Mrs. Farida Khanam**  
Chairman



**Mahmudur Rahman**  
Managing Director




**Nusrat Jahan**  
Director





**Md. Faruq Hossian**  
Chief Financial Officer



**Md. Mohin Uddin**  
Company Secretary


Dated: 29 April 2019  
Place: Dhaka

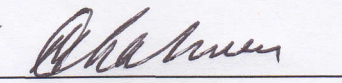
**ZAHEEN SPINNING LIMITED**  
**Statement of Changes in Equity (Un-Audited)**  
**For the Period ended 31 March 2019**


Particulars	Share Capital	Tax Holiday Reserve	Revaluation Surplus	Retained Earnings	Total Equity
Balance as on July 01, 2018	985,527,000	31,538,864	136,926,183	166,741,817	1,320,733,864
Bonus Share	98,552,700	-	-	(98,552,700)	-
Net Profit after Tax for the period	-	-	-	63,344,831	63,344,831
<b>Balance as on March 31, 2019</b>	<b>1,084,079,700</b>	<b>31,538,864</b>	<b>136,926,183</b>	<b>131,533,948</b>	<b>1,384,078,694</b>


**For the period ended 31 March 2018**

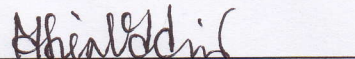
Particulars	Share Capital	Tax Holiday Reserve	Revaluation Surplus	Retained Earnings	Total Equity
Balance as on July 01, 2017	856,980,000	31,538,864	136,926,183	180,335,565	1,205,780,612
Bonus Share	128,547,000	-	-	(128,547,000)	-
Net profit after Tax for the period	-	-	-	104,917,156	104,917,156
<b>Balance as on March 31, 2018</b>	<b>985,527,000</b>	<b>31,538,864</b>	<b>136,926,183</b>	<b>156,705,721</b>	<b>1,310,697,768</b>

  
**Mrs. Farida Khanam**  
Chairman

  
**Mahmudur Rahman**  
Managing Director

  
**Nusrat Jahan**  
Director

  
**Md. Faruq Hossian**  
Chief Financial Officer


  
**Md. Mohin Uddin**  
Company Secretary





Dated: 29 April 2019  
Place: Dhaka

**ZAHEEN SPINNING LIMITED**  
**Statement of Cash Flows (Un-Audited)**  
**For the period ended 31 March 2019**


Particulars	Notes	01 July 2018 to 31 March 2019	01 July 2017 to 30 March 2018
		Taka	Taka
<b>A. Cash Flows from Operating Activities</b>			
Collection from Customers & Others		576,999,848	626,834,661
Payment to Suppliers & Others		(456,859,947)	(520,374,315)
Tax Paid		(4,000,000)	(1,095,476)
<b>Cash Generated from Operating Activities</b>		<b>116,139,901</b>	<b>105,364,869</b>
<b>B. Cash Flows from Investing Activities</b>			
Cash payment for Expenses		(33,843,098)	(35,875,861)
Payment against Advance, Deposits & Prepayments		(38,784,808)	(16,295,148)
Finance Cost		(3,422,741)	(5,223,759)
<b>Net Cash Flows from Operating Activities</b>		<b>40,089,254</b>	<b>47,970,101</b>
<b>C. Cash Flows from Financing Activities</b>			
Acquisition of Fixed Assets		(4,998,630)	(11,511,974)
Work in Progress		(9,163,351)	(31,542,748)
Investment in FDR		-	-
Investment		-	(5,000)
<b>Net Cash Flows from Investing Activities</b>		<b>(14,161,981)</b>	<b>(43,059,722)</b>
<b>D. Cash Flows from Financing Activities</b>			
Changes in short term bank loan		(442,438)	462,346
Payment of long term loan		(12,303,461)	(2,616,953)
<b>Net Cash Flows from Financing Activities</b>		<b>(12,745,898)</b>	<b>(2,154,607)</b>
<b>D. Net Cash inflow/(outflow) for the year (A+B+C)</b>		<b>13,181,375</b>	<b>2,755,772</b>
E. Cash & Cash Equivalent at beginning of the period		6,658,721	3,411,591
<b>F. Cash &amp; Cash Equivalent at end of the year (D+E)</b>		<b>19,840,096</b>	<b>6,167,363</b>
<b>Net Operating Cash Flows (NOCF) Per Share</b>		<b>0.37</b>	<b>0.49</b>


  
**Mrs. Farida Khanam**  
Chairman

  
**Mahmudur Rahman**  
Managing Director

  
**Nusrat Jahan**  
Director



  
**Md. Faruq Hossain**  
Chief Financial Officer

  
**Md. Mohin Uddin**  
Company Secretary

Dated: 29 April 2019  
Place: Dhaka

# **Zaheen Spinning Limited**

## **Selected explanatory notes on the Un-Audited Financial Statements**

For the period from July 01, 2018 to March 31, 2019.

### **1. Accounting Policies & Methods Used For Preparation of Financial Statements:**

a. Zaheen Spinning Limited has followed the same accounting policies and methods for preparation and presentation of Third Quarterly Financial Statements of the company for the period from 1<sup>st</sup> July, 2018 to 31<sup>st</sup> March, 2019 as compared to the previous Financial Statements.

b. The Financial Statements of the company for the reporting period have been prepared in accordance with General Accepted Accounting Principles and practice in Bangladesh in compliance with the companies Act, 1994, The Bangladesh Securities and exchange Commission Rules 1987, International Accounting Standard (IAS), so far adopted by the Institute of Chartered Accountants of Bangladesh (ICAB) as Bangladesh Accounting Standard (BAS), Bangladesh Financial Reporting Standard (BFRS), Financial Reporting Act, 2015 and other applicable laws and regulations.

c. The Earning per share (EPS) as on March 31, 2019 stood at Tk. 0.58 as against Tk. 0.97 compared to March 31, 2018. The EPS has decreased due to decrease in net profit compared with previous period.

d. The Net Operating Cash Flow per Share (NOCFPS) as on March 31, 2019 has decreased to Tk. 0.37 as against Tk. 0.49 per share for the previous period of March 31, 2018 due to decrease in collection from turnover & accounts receivable.

e. The Net Asset Value (NAV) per share in current period is Tk. 14.04 as against Tk. 13.40 compared to the corresponding period of June 30, 2018.

### **2. Changes in Non-current Assets:**

During the period of July 01, 2018 to March 31, 2019 a sum of Tk. 17.65 million for WDV has reduced for charging of depreciation.

### **3. Changes in Current Assets:**

The Current Assets consist of Trade, others Receivables and Advance, Inventory and deposit & pre-payment has increased by Tk. 54.13 million during the period of July 30, 2018 to March 31, 2019 compared to June 30, 2018 due to advance paid to suppliers & others for spare parts & others for generator repairing, electric sub-station, ring machine & construction work.

### **4. Changes in Shareholder's Equity:**

Shareholder's Equity has increased by Tk. 63.34 million due to increase of Retained Earnings.

### **5. Changes in Current Liabilities:**

The Current Liabilities has decrease by Tk. 16.02 million due to timely repayment of Trade & other Payable, Short Term Loan, Liability for WPPF and Others Liabilities.

## 6. Changes in operating Income and Expenses:

### a. Turnover:

The Turnover for the period July'2018 to March' 2019 has decreased by Tk. 71.33 million and the ratio has decreased is to 1.12% compared to previous period of July'2017 to March' 2018 due to redundant low gas pressure and regular electric load shedding. In this connection yarn production has decreased.

### b. Gross Profit (GP):

The GP stood at Tk. 105.47 million compared to 160.54 million during the previous period of July'2017 to March' 2018. The GP amount has decreased due to significant increase in raw cotton cost and enhanced of factory overhead. As a result GP ratio decreased by 1.52%.

### c. Net Profit/ (Loss) After Tax:

The Net Profit after Tax stood at Tk. 63.34 million compared to 104.92 million during the previous period of July'2017 to March' 2018. The net profit amount has decreased due to decrease in sales of yarn. For this reason net profit ratio has decreased by 1.66%.

## 7. Detailed disclosure regarding related party transactions & key management personnel compensation and calculation of deferred tax expenses is as under:


### a. Key management compensation & Related Party Transaction as on 31 March 2019:


Particulars	Relationship	Transaction during period	Outstanding as on 31 Mar 2019
Mrs. Farida Khanam	Chairman	500,000	800,000
Mr.A.M Barduzzaman Khashroo	Managing Director	-	10,00,000
Mr.Mahmudur Rahman	Director	20,00,000	26,60,000
Mrs. Nusrat Jahan	Director	150,000	570,000
Mr.Faruk Hossain	CFO	810,000	90,000
Mr.Mohin uddin	CS	630,000	70,000
Mr.Tomal Kusum Barua	GM	765,000	85,000
Dainik Desh Bortoman	Sister Concern	-	52,260
Zaheen Polimer	Subsidiary	-	45,000
Zaheen Green Tech	Sister Concern	-	68,970
Zaheen Capital Ltd	Sister Concern	-	3,200

**b. Detailed disclosure and calculation of deferred tax expenses as on 31 March 2019:**


Particulars	Amount in Taka (Jan-19 to Mar-19)
Carrying amount of property, plant & equipment (Accounting base)	396,069,605
Less: Carrying amount of property, plant & equipment (Tax base)	270,216,688
Less: WPPF provision made during the year	42,21,985
<b>Taxable temporary difference</b>	<b>121,630,932</b>
Applicable tax rate	15%
<b>Provision for deferred tax</b>	<b>18,244,640</b>
Less: Opening balance	17,621,262
<b>Deferred tax expenses/(income)</b>	<b>623,378</b>


  
**Mrs. Farida Khanam**  
Chairman

  
**Mahmudur Rahman**  
Managing Director

  
**Nusrat Jahan**  
Director



  
**Md. Faruq Hossain**  
Chief Financial Officer

  
**Md. Mohin Uddin**  
Company Secretary